



NEW INNOVATIONS

Graduate & Undergraduate Medical Education Software

Procedure Logger Application iPhone/iPod Touch




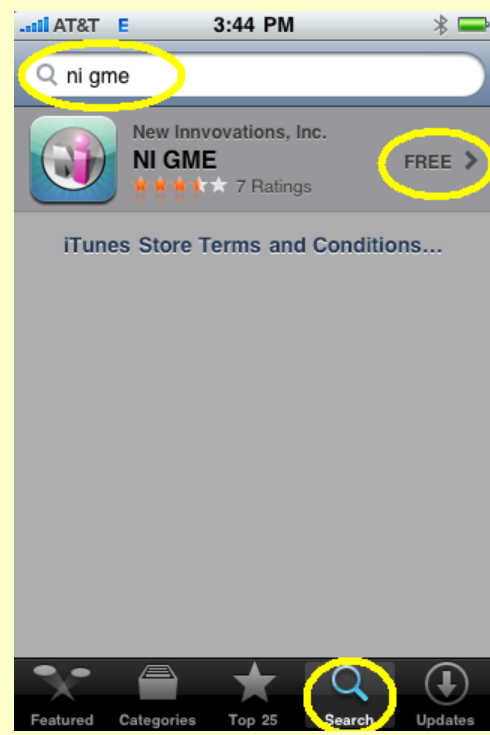


NEW INNOVATIONS

Graduate & Undergraduate Medical Education Software

- Turn on your device and make sure you have a cellular (E-3G) or Wifi data connection.
- Click on the App Store.






- Click search at the bottom and enter *ni gme*.
- Click on the free and install icons.
- Enter your iTunes account password to begin the download.



- After installation is complete you should see the NI GME application on your home screen.
- Launch the application, enter you NI credentials** and wait for the application to initialize.

** This application does not use your DFM login (single sign on), please contact Nathan Gullick for your NI PDA login information.

Nathan Gullick
608-265-9639
Nathan.Gullick@fammed.wisc.edu

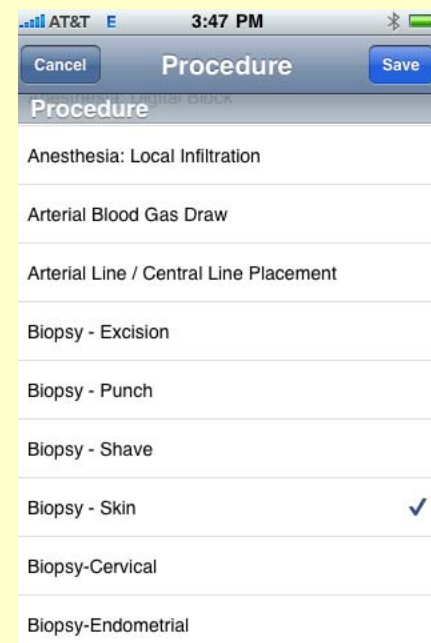





NEW INNOVATIONS

Graduate & Undergraduate Medical Education Software

- Click on Procedure Logger, add a procedure with the “+” button.
- Fill out the information for each field the same as using NI on the web and click save.





NEW INNOVATIONS

Graduate & Undergraduate Medical Education Software

- When finished with all procedures, click back to the Welcome page.
- Click sync, confirm and the application will log your procedures in NI.

* Sync times will vary depending on your data connection speed (1-2 min).

